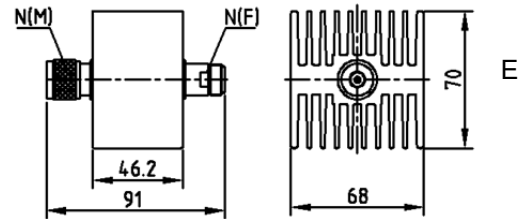
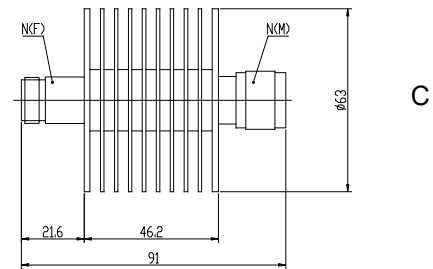



Coaxial fixed attenuators are used in absorbing energy of transmission line, expanding power range and controlling power level, they are also used in accurately measuring power or spectrum of RF microwave transmitters accompany with small power meter, comprehensive tester or spectrum analyzer.

N serial coaxial fixed attenuators' average power 10W-10KW, frequency range DC-26.5GHz and feature wide frequency band, low VSWR, flatness attenuation value, excellent capacity in anti-pulse and anti-burnout..



MECHANICAL SPECIFICATIONS	
Connectors	Brass Nickel Plated
Male Pin	Brass Gold Plated
Female Pin	Beryllium Copper Gold Plated
Housing	Aluminum, Black Anodize
Temp Range	-55° C ~ +125° C
Dimensions	C:Ø63×91mm E: 68×70×91mm
Weight	C:330g; E:500g

RoHS Compliant: Yes

### ELECTRICAL SPECIFICATIONS

Model Number	Frequency Range(GHz)	Attenuation Value & Accuracy (dB)						Max VSWR
		3	6	10	20	30	40	
SAT27B50XX08GHC(E)	DC-8	±0.8	±1.0	±1.0	±1.0	±0.8	±1.0	1.20
SAT27B50XX12GHC(E)	DC-12.4	±0.8	±1.0	±1.0	±1.2	±0.8	±1.2	1.30
SAT27B50XX18GHC(E)	DC-18	-1.0/+1.5	-1.0/+1.5	-1.0/+1.5	-1.0/+1.5	±1.0	-1.0/+1.5	1.35

Note: XX refer to attenuation value in dB

**NOMINAL IMPEDANCE:** 50Ω

**AVERAGE POWER:** 50W average to 25°C ambient temperature, derated linearly to 5W @ 125°C

**PEAK POWER:** 1KW (5μs pulse width with 5% duty cycle)

**CONNECTOR TYPE:** N

### Notes:

1. Dimensions Tolerance ±5%
2. Custom designs available for other special attenuation value & accuracy.