
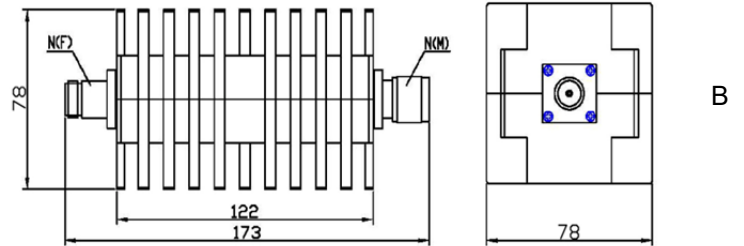
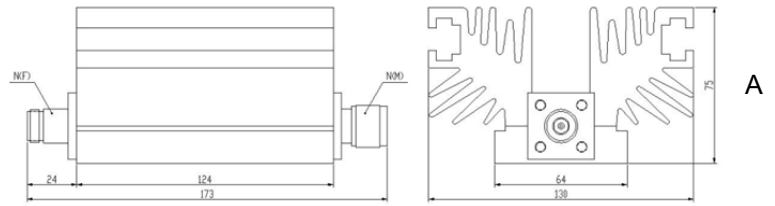


Coaxial fixed attenuators are used in absorbing energy of transmission line, expanding power range and controlling power level, they are also used in accurately measuring power or spectrum of RF microwave transmitters accompany with small power meter, comprehensive tester or spectrum analyzer.

N serial coaxial fixed attenuators' average power from 10W-10KW, frequency range from DC-26.5GHz and feature wide frequency band, low VSWR, flatness attenuation value, excellent capacity in anti-pulse and anti-burnout.



| MECHANICAL SPECIFICATIONS | |
|---------------------------|---------------------------------|
| Connectors | Brass Nickel Plated |
| Male Pin | Brass Gold Plated |
| Female Pin | Beryllium Copper Gold Plated |
| Housing | Aluminum, Black Anodize |
| Temp Range | -55° C ~ +125° C |
| Dimensions | A:173×130×75mm B:173×78×78mm |
| Weight | A:1.5Kg; B:1.5Kg |

RoHS Compliant: Yes

ELECTRICAL SPECIFICATIONS

| Model Number | Frequency Range(GHz) | Attenuation Value & Accuracy (dB) | | | | | Max VSWR |
|----------------|----------------------|-----------------------------------|-------|-------|-------|-------|----------|
| | | 3,6 | 10 | 20 | 30 | 40 | |
| SAT27B150XX02W | DC-2.5 | ±0.4 | ±0.3 | ±0.3 | ±0.3 | ±0.3 | 1.15 |
| SAT27B150XX04W | DC-4 | ±0.6 | ±0.5 | ±0.5 | ±0.5 | ±0.5 | 1.20 |
| SAT27B150XX06W | DC-6 | ±0.8 | ±0.75 | ±0.75 | ±0.75 | ±0.75 | 1.30 |
| SAT27B150XX08W | DC-8 | / | ±1.0 | ±0.75 | ±0.75 | ±0.75 | 1.35 |
| SAT27B150XX10W | DC-10 | / | / | / | ±0.8 | ±0.8 | 1.45 |

Note: XX refer to attenuation value in dB

NOMINAL IMPEDANCE: 50Ω

AVERAGE POWER: 150W average to 25°C ambient temperature, derated linearly to 15W @ 125°C

PEAK POWER: 5KW (5μs pulse width with 3% duty cycle)

CONNECTOR TYPE: N

Notes:

1. Dimensions Tolerance ±5%
2. Custom designs available for other special attenuation value & accuracy.