

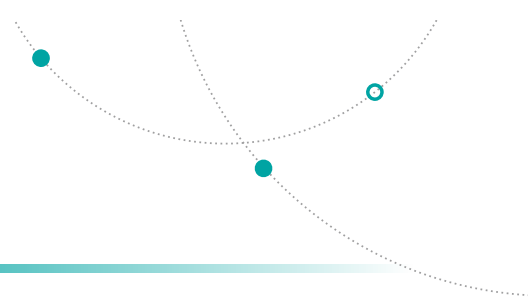


# ATTENUATOR

## Selection Guide

 南京舜特科通信技术有限公司  
Sainty-Tech Communications Limited

| September 2020



# Contents

---

## ■ Attenuator

- Introduction .....1
- Order Information .....2
- Coaxial Fixed Attenuator .....3
- Step Variable Attenuator.....7
- Inset Attenuator .....8
- Low PIM Attenuator.....9

# INTRODUCTION

The Attenuators are used in absorbing energy of transmission lines, expanding power range and controlling power level. They are also used in accurately measuring power or spectrum of RF microwave transmitters using a small power meter, comprehensive tester or spectrum analyzer.

Coaxial fixed attenuators feature wide frequency band of DC-67GHz, with power handling capabilities of 1W to 10KW, low VSWR, flatness attenuation value, excellent capacity in anti-pulse and anti-burnout etc.

The Step Variable attenuators can be used to adjust the power signal level continuously or by step within certain frequency range. They can also be used to adjust the test system's power level as inset attenuators, it is small with high accuracy and high stability etc..

The Inset attenuators feature flat attenuation value, high precision; Anti-pulse, burnt-out capacity; can provide Low PIM products; Installed in the case, small in size, stable and reliable.

The Low PIM attenuators can be used in intermodulation test terminals for intermodulation tests, and it's own passive Intermodulation won't affect the measurement. The termination can also be used in high precision test and measuring of amplifiers.



# ORDER INFORMATION

## SAT 18 A 02 10 18

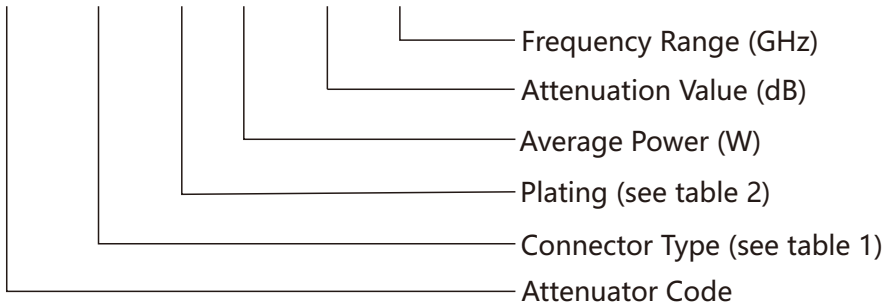


Table 1: Connector Type

Code	Connector Type	Note
17	SSMA	
18	SMA	
26	TNC	
27	N	
28	7/16	
30	QMA	
32	F	75Ω
36	2.92mm	
38	2.4mm	
39	3.5mm	
47	4.3/10	
62	SMA	Reverse Polarity
76	N	75Ω
80	1.85mm	

Table 2: Plating

Code	Plating Series	
	Inner Conductor	Body
A	Gold	Gold
B	Gold	Nickel
D	Gold	Stainless Steel Passivated
M	Silver	Ternary Alloy(SUCO)

# Coaxial Fixed Attenuator

Part Number	Average Power(W)	Peak Power(KW)	Low Freq. (GHz)	High Freq. (GHz)	VSWR	Nominal Attenuation Value(dB)	Connector Type	Datasheet
SAT80D02XX67	2	0.2	DC	67	1.35-1.45	3,6,10,20	1.85mm	
SAT38D02XX40	2	0.2	DC	40	1.35	1-9,10,20,30	2.4mm	
SAT38D05XXXX	5	0.2	DC	40	1.20-1.40	1-9,10,20,30,40	2.4mm	
SAT38D10XXXX	10	0.2	DC	40	1.25-1.40	10,20,30,40	2.4mm	
SAT38D20XXXX	20	0.2	DC	40	1.30-1.40	10,20,30,40	2.4mm	
SAT36D02XX26	2	0.2	DC	26.5	1.25	1-9,10-19,20-30,40	2.92mm	
SAT36D02XXXX	2	0.2	DC	40	1.30-1.40	1-9,10-20,20-30,40	2.92mm	
SAT36D05XX26	5	0.2	DC	26.5	1.25	1-9,10-20,20-30,40	2.92mm	
SAT36D05XXXX	5	0.2	DC	40	1.30-1.40	1-9,10-20,20-30,40	2.92mm	
SAT36D10XXXX	10	0.2	DC	40	1.25-1.40	10,20,30,40	2.92mm	
SAT36D20XXXX	20	0.2	DC	40	1.30-1.40	10,20,30,40	2.92mm	
SAT36D30XXXX	30	0.2	DC	40	1.30-1.50	30,40	2.92mm	
SAT36D50XX40A	50	0.2	DC	40	1.6	20,30,40	2.92mm	
SAT36D100XXXX	100	0.5	DC	26.5	1.30-1.40	10,20,30,40	2.92mm	
SAT39A02XXXX	2	0.5	DC	26.5	1.15-1.25	1-10,10-20,20-30,40,50,60,70	3.5mm	
SAT39A05XXXX	5	0.5	DC	26.5	1.15-1.25	1-9,10-19,20-30,40,50,60	3.5mm	
SAT39A10XXXX	10	1	DC	26.5	1.15-1.25	1-10,20,30,40,50,60	3.5mm	
SAT39A25XXXX	25	1	DC	26.5	1.20-1.30	3,6,10,20,30,40,50,60	3.5mm	
SAT39A50XXXX	50	1	DC	26.5	1.20-1.30	3,6,10,20,30,40,50,60	3.5mm	
SAT39A100XXXX	100	0.5	DC	26.5	1.15-1.40	3,6,10,20,30,40,50	3.5mm	
SAT18A02XXXXS	2	0.5	DC	26.5	1.20-1.30	1-6,7-8,9-12	SMA	
SAT18A02XXXX	2	0.5	DC	18	1.20-1.35	1-9,10,20,30	SMA	
SAT18X02XXXXG	2	0.5	DC	18	1.25-1.30	1-9,10,20,30,40,50	SMA	
SAT18A02XXXXG2	2	0.5	DC	26.5	1.15-1.35	1-9,10,20,30	SMA	
SAT18D02XXXXKF	2	0.5	DC	26.5	1.15-1.35	1-9,10,20,30	SMA	
SAT18A02XXXXGH	2	0.5	DC	26.5	1.25-1.35	30,40,50,60,70,80,90	SMA	
SAT18B05XXXX	5	0.5	DC	26.5	1.15-1.35	3,6,10,20,30,40,50	SMA	
SAT18B10XXXX	10	0.5	DC	26.5	1.15-1.35	3,6,10,20,30,40	SMA	
SAT18B25XXXX	25	1	DC	26.5	1.20-1.35	10,20,30,40	SMA	
SAT18B50XXXX	50	1	DC	26.5	1.20-1.30	10,20,30,40,50,60	SMA	
SAT62A02XXXX	2	0.5	DC	6	1.15-1.20	1-9,10,20,30	RP SMA	
SAT17A02XXXX	2	0.2	DC	18	1.25-1.35	1-9,10,20,30	SSMA	

# Coaxial Fixed Attenuator

Part Number	Average Power(W)	Peak Power(KW)	Low Freq. (GHz)	High Freq. (GHz)	VSWR	Nominal Attenuation Value(dB)	Connector Type	Datasheet
SAT27B02XXXX	2	0.5	DC	6	1.10-1.25	1-9,10,20,30,40	N	
SAT27B02XXXXG	2	0.5	DC	18	1.30-1.40	1-9,10,20,30,40,50	N	
SAT27B02XXXXGH	2	0.5	DC	18	1.25-1.35	40,50,60,70,80,90	N	
SAT27B05XXXX	5	1	DC	6	1.10-1.30	1-9,10,20,30,40	N	
SAT27B05XXXXG	5	1	DC	18	1.30-1.40	1-9,10,20,30,40,50	N	
SAT27B05XXXXGH	5	1	DC	18	1.25-1.35	40,50,60,70,80,90	N	
SAT27B10XXXX	10	1	DC	6	1.10-1.30	1-9,10,20,30,40	N	
SAT27B10XXXXG	10	1	DC	18	1.30-1.40	3,6,10,20,30,40	N	
SAT27B10XXXXGH	10	1	DC	18	1.20-1.40	10,20,30,40,50,60	N	
SAT27B25XXXX	25	1	DC	6	1.10-1.30	1-9,10,20,30,40,50	N	
SAT27B25XXXXG	25	1	DC	18	1.30-1.40	10,20,30,40	N	
SAT27B25XX18GD	25	1	DC	18	1.3	10,20,30,40,50,60,70	N	
SAT27B25XXXXGH	25	1	DC	18	1.25-1.40	10,20,30,40,50,60	N	
SAT27B30XXXX	30	1	DC	6	1.10-1.30	1-9,10,20,30,40	N	
SAT27B30XXXXGA	30	5	DC	6	1.10-1.20	3/6,10,20,30,40	N	
SAT27B30XXXXGB	30	5	DC	10	1.30-1.35	3/6,10,20,30,40	N	
SAT27B50XXXXA	50	10	DC	4	1.15-1.35	1-9,10,20,30,40	N	
SAT27B50XXXX	50	5	DC	4	1.15-1.35	1-9,10,20,30,40	N	
SAT27B50XXXXG	50	5	DC	10	1.10-1.35	3/6,10,20,30,40	N	
SAT27B50XXXXGHC	50	1	DC	18	1.15-1.35	3,6,10,20,30,40	N	
SAT27B50XXXXGHD	50	1	DC	18	1.20-1.30	10,20,30,40,50,60	N	
SAT27B50XXXXGH	50	1	DC	18	1.30-1.35	10,20,30,40	N	
SAT27B50XXXXS	50	5	DC	10	1.10-1.35	3/6,10,20,30,40,50	N	
SAT27B60XXXX	60	10	DC	4	1.15-1.35	1-9,10,20,30,40	N	
SAT27B60XXXXG	60	5	DC	10	1.10-1.35	3/6,10,20,30,40,50	N	
SAT27B80XXXX	80	10	DC	4	1.15-1.35	10,20,30,40	N	
SAT27B80XXXXG	80	1	DC	18	1.25-1.40	10,20,30,40	N	
SAT27B80XXXXW	80	5	DC	10	1.15-1.40	3,6,10,20,30,40	N	
SAT27B100XXXX	100	10	DC	4	1.15-1.35	10,20,30,40-50	N	
SAT27B1003004D	100	5	DC	4	1.25	30	N	
SAT27B100XXXXB	100	5	0.7	3	1.15-1.20	30,40	N	
SAT27B100XXXXG	100	1	DC	18	1.30-1.45	3,6,10,20,30, 40,50	N	

# Coaxial Fixed Attenuator

www.sainty-tech.com

Part Number	Average Power(W)	Peak Power(KW)	Low Freq. (GHz)	High Freq. (GHz)	VSWR	Nominal Attenuation Value(dB)	Connector Type	Datasheet
SAT27B100XXXGA	100	1	DC	18	1.35-1.45	3,6,10,20,30,40,50	N	
SAT27B100XXXGC	100	1	DC	18	1.20-1.45	3,6,10,20,30,40	N	
SAT27B100XXXW	100	5	DC	10	1.15-1.45	3,6,10,20,30,40	N	
SAT27B100XXXWC	100	5	DC	10	1.15-1.45	3,6,10,20,30,40	N	
SAT27B150XXXX	150	10	DC	4	1.15-1.40	10,20,30,40-50	N	
SAT27B150XXXG	150	1	DC	18	1.30-1.45	3,6,10,20,30,40,50	N	
SAT27B150XXXGA	150	1	DC	18	1.25-1.45	3,6,10,20,30,40,50	N	
SAT27B150XXXW	150	5	DC	10	1.15-1.45	3,10,20,30,40	N	
SAT27B200XXXX	200	10	DC	4	1.20-1.40	10,20,30,40-50	N	
SAT27B200XXXW	200	5	DC	10	1.15-1.45	10,20,30,40	N	
SAT27B200XXXG	200	1	DC	18	1.25-1.50	10,20,30,40,50	N	
SAT27B250XXXX	250	10	DC	4	1.20-1.40	10,20,30,40-50	N	
SAT27B25040XXB	250	5	DC	5	1.15	40	N	
SAT27B250XXXW	250	5	DC	10	1.20-1.45	10,20,30,40	N	
SAT27B250XXXG	250	1	DC	18	1.25-1.55	10,20,30,40,50	N	
SAT27B300XXXX	300	10	DC	4	1.20-1.50	10,20,30,40-50	N	
SAT27B300XXXGH	300	1	DC	18	1.30-1.55	10,20,30,40,50	N	
SAT27B300XXXW	300	5	DC	10	1.25-1.45	10,20,30,40-50	N	
SAT27B350XXXG	350	1	DC	13	1.30-1.50	6,10,20,30,40	N	
SAT27B3503004GH	350	1	DC	4	1.3	30	N	
SAT27B400XXXX	400	10	DC	4	1.20-1.50	10,20,30,40,50	N	
SAT27B400XXXW	400	5	DC	10	1.25-1.45	40,50	N	
SAT27B500XXXX	500	10	DC	4	1.20-1.50	10,20,30,40,50	N	
SAT27B500XXXW	500	5	DC	10	1.25-1.45	30,40,50	N	
SAT27B800XXXX	800	10	DC	4	1.20-1.50	40,50,60	N	
SAT27B80050XXW	800	5	DC	8	1.35-1.45	50	N	
SAT27B100050XXW	1000	5	DC	6	1.35	50	N	
SAT27B1000XX03G	1000	10	DC	3	1.4	40,50	N	
SAT27B1000XX02	1000	50	DC	2	1.20-1.30	30,40,50	N	
SAT27B1500XX03G	1500	10	DC	3	1.4	40,50	N	
SAT27B2000XX03G	2000	10	DC	3	1.4	40,50	N	
SAT27B2000XX02	2000	50	DC	2	1.20-1.30	30,40,50	N	




















# Coaxial Fixed Attenuator

Part Number	Average Power(W)	Peak Power(KW)	Low Freq. (GHz)	High Freq. (GHz)	VSWR	Nominal Attenuation Value(dB)	Connector Type	Datasheet
SAT27B3000XX02	3000	50	DC	2	1.3	30,40,50	N	
SAT27B4000XX01	4000	100	DC	1	1.4	30,40,50	N	
SAT28B5000XX01	5000	100	DC	1	1.4	30,40,50	7/16	
SAT28B10000XX01	10000	100	DC	1	1.4	30,40,50	7/16	
SAT76B02XXXX	2	0.5	DC	3	1.15-1.25	10,20,30	N(75Ω)	
SAT76B05XXXX	5	0.5	DC	3	1.15-1.25	10,20,30	N(75Ω)	
SAT26B02XXXX	2	0.5	DC	18	1.15-1.35	1-9,10,20,30	TNC	
SAT26B02XXXXH	2	0.5	DC	18	1.15-1.35	40,50,60,70,80,90	TNC	
SAT26B05XXXX	5	0.5	DC	18	1.15-1.35	1-9,10,20,30	TNC	
SAT26B05XXXXH	5	0.5	DC	18	1.15-1.35	40,50,60,70,80,90	TNC	
SAT26B10XXXX	10	1	DC	18	1.15-1.35	1-9,10,20,30	TNC	
SAT26B10XXXXH	10	1	DC	18	1.15-1.35	40,50,60,70,80,90	TNC	
SAT26B25XXXX	25	1	DC	18	1.15-1.35	10,20,30,40	TNC	
SAT26B50XXXXA	50	1	DC	18	1.15-1.40	3,6,10,20,30,40	TNC	
SAT26B50XXXXB	50	1	DC	18	1.15-1.30	10,20,30,40	TNC	
SAT26B100XXXX	100	1	DC	18	1.30-1.40	10,20,30,40	TNC	
SAT26B150XXXX	150	1	DC	18	1.30-1.45	10,20,30,40	TNC	
SAT26B200XXXX	200	1	DC	18	1.30-1.50	30,40	TNC	
SAT47B10XXXX	10	1	DC	6	1.20-1.25	1-9,10,20,30,40	4.3-10	
SAT47B25XXXX	25	1	DC	6	1.20-1.25	1-9,10,20,30,40	4.3-10	
SAT47B50XXXX	50	5	DC	8	1.15-1.30	10,20,30,40	4.3-10	
SAT47B100XXXXD	100	5	DC	4	1.20-1.25	20,30,40	4.3-10	
SAT47B100XXXXW	100	5	DC	6	1.20-1.30	10,20,30,40	4.3-10	
SAT47B150XXXXW	150	5	DC	6	1.20-1.30	10,20,30,40	4.3-10	
SAT47B200XXXXW	200	5	DC	6	1.20-1.30	10,20,30,40	4.3-10	
SAT32B01XX01K	1	0.5	0.1	1	1.15	10,20,30,40	F	
SAT32B01XX01	1	0.5	DC	1	1.1	1/2/4/8,10,16,20	F	
SAT30A02XXXX	2	0.5	DC	6	1.15-1.20	1-9,10,20,30	QMA	








\* Please contact with us if you can't find the right products in the list, Customization is available.









# Step Variable Attenuator

Part Number	Type	Average Power(W)	Low Freq. (GHz)	High Freq. (GHz)	Attenuation Range (dB)	VSWR	IL (dB)	Connector Type	Datasheet
SATRXX-1-XX-X-A1	Rotary	2,10	DC	6	0-1/0.1;0-10/1;0-60/1;0-90/10	1.25-1.4	1	SMA,N	
SATRXX-2-XX-X-A2	Rotary	2,10	DC	6	0-11/0.1;0-50/1;0-70/1;0-100/1	1.30-1.55	1.8	SMA,N	
SATRXX-2-XX-X-A3	Rotary	2,10	DC	6	0-11/0.1;0-70/1;0-100/1	1.40-1.65	1.8	N	
SATRXX-3-XX-X-A4	Rotary	2,10	DC	6	0-71/0.1;0-101/0.1	1.50-1.75	2.5	N	
SATRXX-1-XX-X-A5	Rotary	2,10,25	DC	18	0-9/1;0-60/10;0-70/10;0-90/10	1.40-1.80	1.8	SMA	
SATRXX-2-XX-X-A6	Rotary	2,5	DC	18	0-69/1;0-99/1	1.50-1.75	1.5	SMA	
SATRXX-2-XX-X-A7-B	Rotary	2,10	DC	26.5	0-69/1;0-99/1	1.50-1.85	2	N,SMA,3.5mm	
SATRXX-1-XX-X-A8-B	Rotary	2,10,25	DC	28	0-9/1;0-60/10;0-70/10;0-90/10	1.60-1.75	1.8	3.5mm,SMA	
SATR02-3-99.9-X-A9	Rotary	2	DC	18	0-99.9/0.1	1.50-2.0	1.7	3.5mm,SMA,N	
SATPXX-1-20-X-B	Pushbutton	2,5,10	DC	4	0-20/20	1.30-1.40	1.2	N,SMA,BNC,F	
SATPXX-2-30-X-B	Pushbutton	2,5,10	DC	4	0-30/10	1.40-1.50	3	N,SMA,BNC,F	
SATPXX-4-10-X-B	Pushbutton	2,5,10	DC	4	2000/10/1	1.40-1.55	3.5	N,SMA,BNC,F	
SATPXX-5-XX-X-B	Pushbutton	2,5,10	DC	4	0-20/1;0-30/1	1.40-1.55	4	N,SMA,BNC,F	
SATPXX-6-40-X-B	Pushbutton	2,5,10	DC	4	0-40/1	1.40-1.55	4.5	N,SMA,BNC,F	
SATPXX-8-10-X-B	Pushbutton	2,5,10	DC	4	0-10/0.1	1.40-1.50	1.8	N,SMA,BNC,F	
SATPXX-8-60-X-B	Pushbutton	2,5,10	DC	4	0-60/1	1.40-1.75	5	N,SMA,BNC,F	
SATPXX-8-70-X-B	Pushbutton	2,5,10	DC	4	0-70/1	1.40-1.75	5	N,SMA,BNC,F	
SATPXX-8-90-X-B	Pushbutton	2,5,10	DC	4	0-90/1	1.40-1.75	5	N,SMA,BNC,F	
SATP25-5-XX-X-B	Pushbutton	25	DC	3.5	0-23/1;0-30/1	1.30-1.80	9	N	

# Inset Attenuator

Part Number	Average Power(W)	Peak Power(KW)	Low Freq. (GHz)	High Freq. (GHz)	VSWR	Nominal Attenuation Value(dB)	Connector Type	Datasheet
SAT27B50XXXXN	50	10	DC	4	1.25-1.35	3,6,10,20,30,40	N	
SAT27B100XXXXN	100	10	DC	4	1.25-1.40	3,6,10,20,30,40	N	
SAT27B300XXXXN	300	10	DC	4	1.25-1.40	3,6,10,20,30,40	N	
SAT27B50XXXXWN	50	5	DC	10	1.20-1.35	10,20,30	N	
SAT27B50XXXXGN	50	5	DC	18	1.20-1.40	10,20,30,40	N	
SAT27B100XXXXWN	100	5	DC	10	1.25-1.40	20,30,40	N	
SAT27B200XXXXWN	200	5	DC	10	1.25-1.40	10,20,30,40	N	






# Low PIM Attenuator

Part Number	Average Power(W)	Peak Power(KW)	Low Freq. (GHz)	High Freq. (GHz)	VSWR	IM3 Value (dB)	Connector Type	Datasheet
SAT27M02XX03LIM	2	0.5	DC	3	1.2	≤-120dBc	N	
SAT27M05XX03LIM	5	0.5	DC	3	1.2	≤-120dBc	N	
SAT27M10XX03LIM	10	1	DC	3	1.2	≤-120dBc	N	
SAT27M25XX03LIM	25	1	DC	3	1.2	≤-120dBc	N	
SAT27M50XX03LIM	50	10	DC	3	1.3	≤-120dBc	N	
SAT27M100XX03LIM	100	10	DC	3	1.3	≤-120dBc	N	



## CONTACT US

---

-  Address: Buliding 3-801,Zijin R&D Center,No.89 Shengli Road,Jiangning,Nanjing 211100,China
-  Tel: +86 (25) 52635773
-  Email: [sales@sainty-tech.com](mailto:sales@sainty-tech.com)
-  Fax: +86 (25) 52632557
-  Website: [www.sainty-tech.com](http://www.sainty-tech.com)