






















Dielectric Filter Selection Guide



南京舜特科通信技术有限公司
Sainty-Tech Communications Limited






Part Number	Center Freq. (MHZ)	Bandwidth (MHZ)	I.L.(dB) max.	Ripple(dB) max.	Return Loss (dB)min.	Attenuation (dB) min.	Size (mm)	Datasheet
WF4DB-704E-10	704	24	2.85	0.85	1.85 :1(VSWR)	40.75@fo-100MHz	17.5x8.7x5.0	
						43.75@fo+100MHz		
WF4DB-778B-10	778	8	2.85	0.85	1.85 :1(VSWR)	40.75@fo-100MHz	17.5x8.7x5.0	
						43.75@fo+100MHz		
WF4DB-815F-12	815	30	2.93	0.93	1.93 :1(VSWR)	40.75@fo-100MHz	17.5x8.7x5.0	
						43.75@fo+100MHz		
WF6DSD-881E-10	881.5	25	3.3	0.9	1.8 :1(VSWR)	26.0@fo-32.5MHz	24x14.3x6.5	
						26.0@fo+32.5MHz		
WF6DSD-881E-12T	881.5	25	3.35	1.13	1.63 :1(VSWR)	56.9@824-849MHz	24x15.3x6.5	
WF6DSD-902E-10	902.5	25	3.3	1	1.50 :1(VSWR)	27.0@fo-32.5MHz	24x14.3x6.5	
						27.0@fo+32.5MHz		
WF6DSD-947E-10T	947.5	25	3.2	1.3	1.70 :1(VSWR)	55.0@fo-57.5MHz	24x14.3x6.5	
						15.0@fo+32.5MHz		
						54.0@fo - 32.5MHz		
						33.0@fo+112.5MHz		
WF6DSD-947E-11	947.5	25	3.3	0.9	1.60 :1(VSWR)	27.0@fo - 32.5MHz	24x14.3x6.5	
						27.0@fo+32.5MHz		
WF4DB-1030C-10	1030	15	3.05	0.78	1.45 :1(VSWR)	21.5@fo-35MHz	17.5x8.7x5.0	
						21.5@fo+35MHz		
						51.5@fo-140MHz		
						51.5@fo+140MHz		
WF6DSD-1030C-10	1030	15	2.6	0.6	1.70 :1(VSWR)	70.0@fo+60MHz	24x14.3x6.5	
WF6DC-1090C-10	1090	15	2.8	0.7	1.8 :1(VSWR)	42.0@fo-60MHz	27x15x6.5	
						42.0@fo+60MHz		
						62.0@fo-120MHz		
						62.0@fo+120MHz		
WF6DSD-1090C-10	1090	15	3.3	0.8	1.8 :1(VSWR)	62.0@fo-60MHz	24x14.3x5.5	
WF4DA-1227B-11	1227	10	0.98	0.35	1.85 :1(VSWR)	22.9@fo-140MHz	12.5x8.7x5.0	
						16.9@fo+140MHz		
WF4DB-1227D-10	1227	20	2.4	0.7	1.85 :1(VSWR)	15.9@fo-35MHz	17.5x8.7x5.0	
						15.9@fo+35MHz		
						43.9@fo-140MHz		
						43.9@fo+140MHz		

Dielectric Filter

Part Number	Center Freq. (MHZ)	Bandwidth (MHZ)	I.L.(dB) max.	Ripple(dB) max.	Return Loss (dB)min.	Attenuation (dB) min.	Size (mm)	Datasheet
WF4DB-1236M-10	1236	64	1.2	0.5	1.8 :1(VSWR)	25@1084MHz	17.5x8.7x5.0	
						13@1384MHz		
WF4DA-1237L-10	1237	60	1.4	0.9	2.0 :1(VSWR)	16.0@fo-140MHz	12.5x8.7x5.0	
						11.0@fo+140MHz		
WF4DA-1575B-14	1575.4	10	2.35	0.58	1.85 :1(VSWR)	18.4@fo-50MHz	12.5x8.7x5.0	
						18.4@fo+50MHz		
WF4DB-1581P-10	1581	80	1.2	0.5	1.8 :1(VSWR)	19.0@1431MHz	17.5x8.7x5.0	
						14.0 @ 1731 MHZ		
WF4DA-1591L-10	1591	60	1.2	0.6	2.0 :1(VSWR)	16.0@fo-140MHz	12.5x8.7x5.0	
						11.0@fo+140MHz		



CONTACT US

-  Address: Buliding 5-1004,Zijin R&D Center,No.89 Shengli Road,Jiangning,Nanjing 211100,China
-  Tel: +86 (25) 52635773
-  Email: sales@sainty-tech.com
-  Fax: +86 (25) 52632557
-  Website: www.sainty-tech.com