

Features

SAW filter for WCDMA Band 4 Rx

- High stability and reliability with good performance and no adjustment
- Single ended to Single ended
- Narrow and sharp pass band characteristics. RoHS compatible
- Low insertion loss and deep stop band attenuation for interference
- Low – loss SAW filter for mobile telephone WCDMA systems, receive path RX
- Useable for antenna diversity system for WCDMA Band 4
- Package size 1. 1*0.9

Electrical Specification

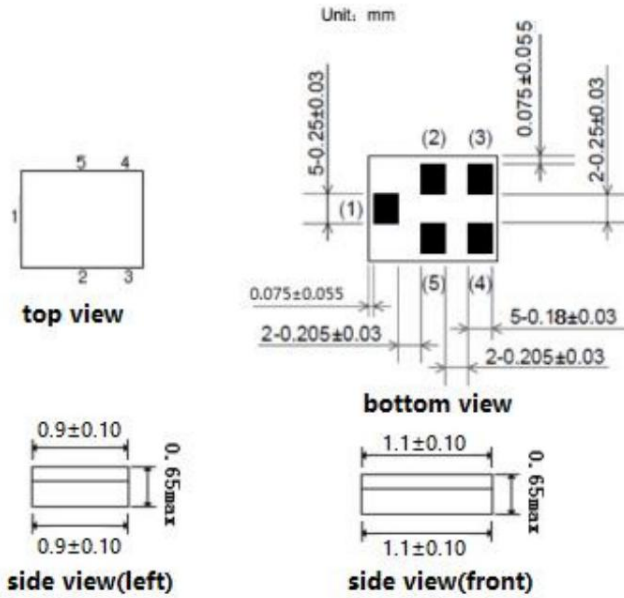
ITEM		Min.	Typ.	Max.	Unit
Insertion Loss	2110~2170 MHz		1.6	2.2	dB
Passband Ripple	2110~2170 MHz		0.6	1.0	dB
VSWR	2110~2170 MHz		1.8	2.1	
Attenuation	10~1710 MHz	35	38		dB
Attenuation	1710~1755 MHz	46	51		dB
Attenuation	1755~1920 MHz	45	50		dB
Attenuation	1920~1980 MHz	46	49		dB
Attenuation	2015~2075 MHz	1 1	25		dB
Attenuation	2255~2400 MHz	27	30		dB
Attenuation	2400~2500 MHz	34	40		dB
Attenuation	2500~4240 MHz	30	35		dB
Attenuation	4240~4340 MHz	29	34		dB
Attenuation	4340~6000 MHz	25	30		dB
Input / Output Impedance (Nominal)		50			Ω

Maximum Ratings

Rating	Symbol	Value	Unit
DC Voltage (between any Terminals)	V_{DC}	10	V
RF Power (in BW)	P	15 dBm /2000hr@55°C	
Operating Temperature Range	T_A	-30 ~ +85	°C
Storage Temperature Range	Tstg	-30 ~ +85	°C

Outline Drawing

Unit: mm




Pin Configuration

PIN#	Description
1	Input
4	Output
2,3,5	Ground



Marking



Top View, Laser Marking

“aA”: Part Number

“.” Dot marking, indicates input

“1”: Terminal 1

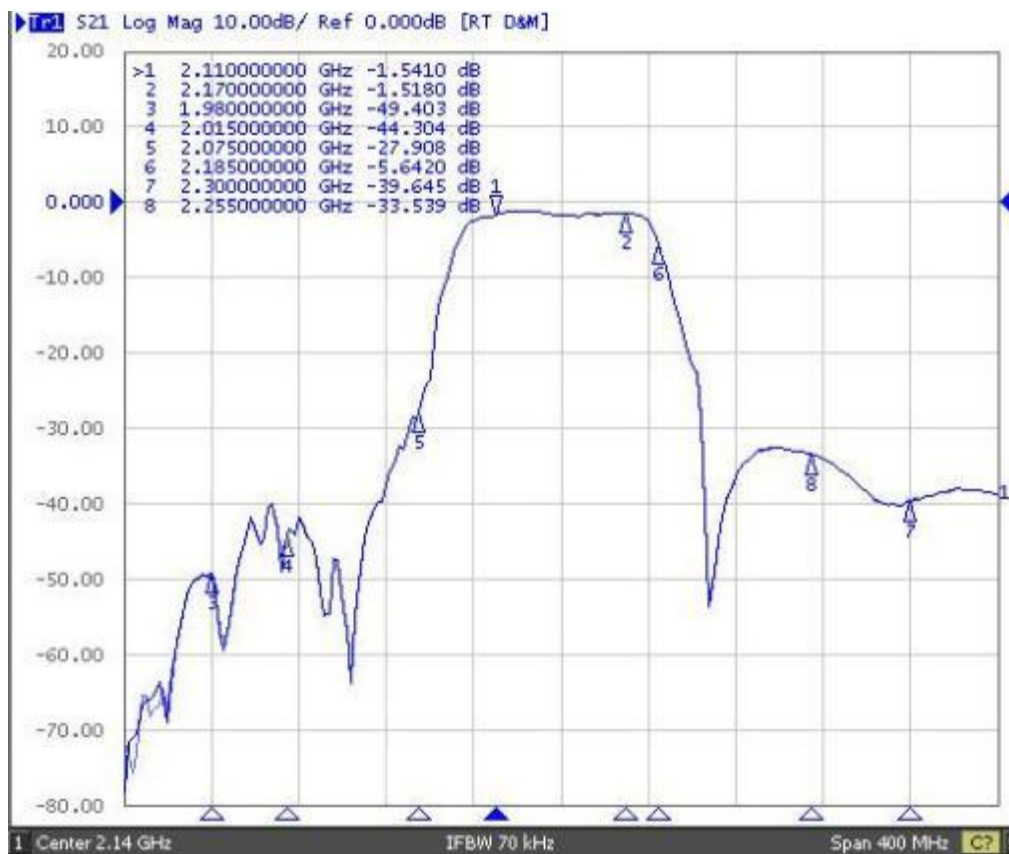
The first “*”: Month Code (The code shown below varies in a 4-year-cycle)

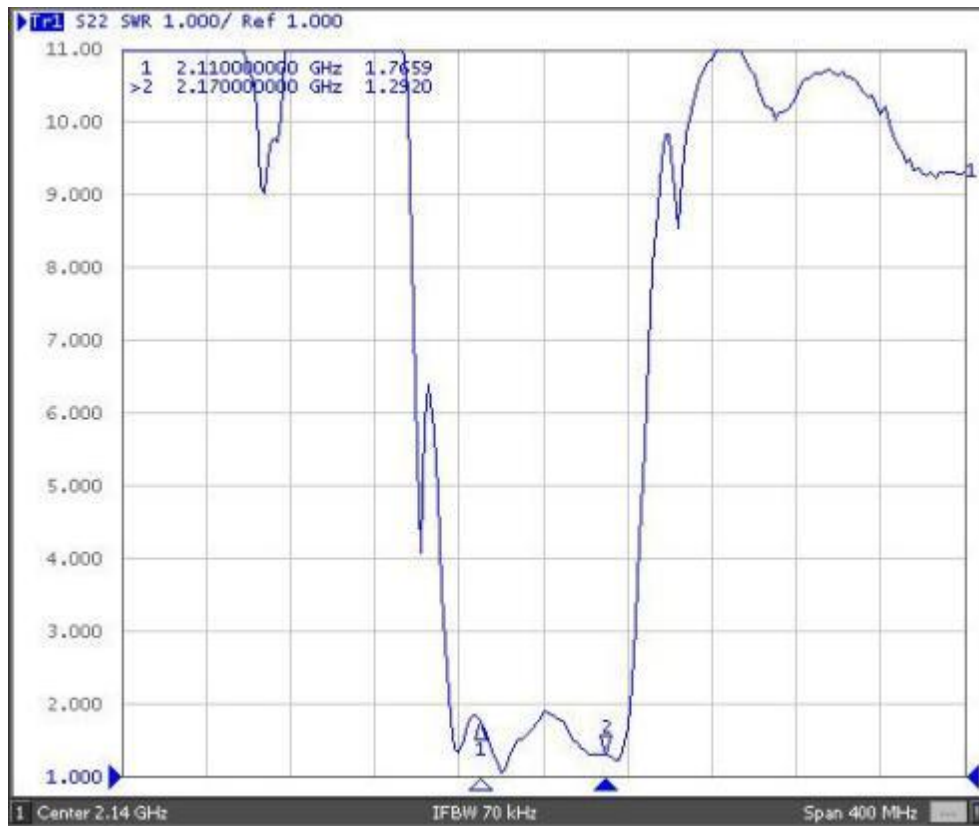
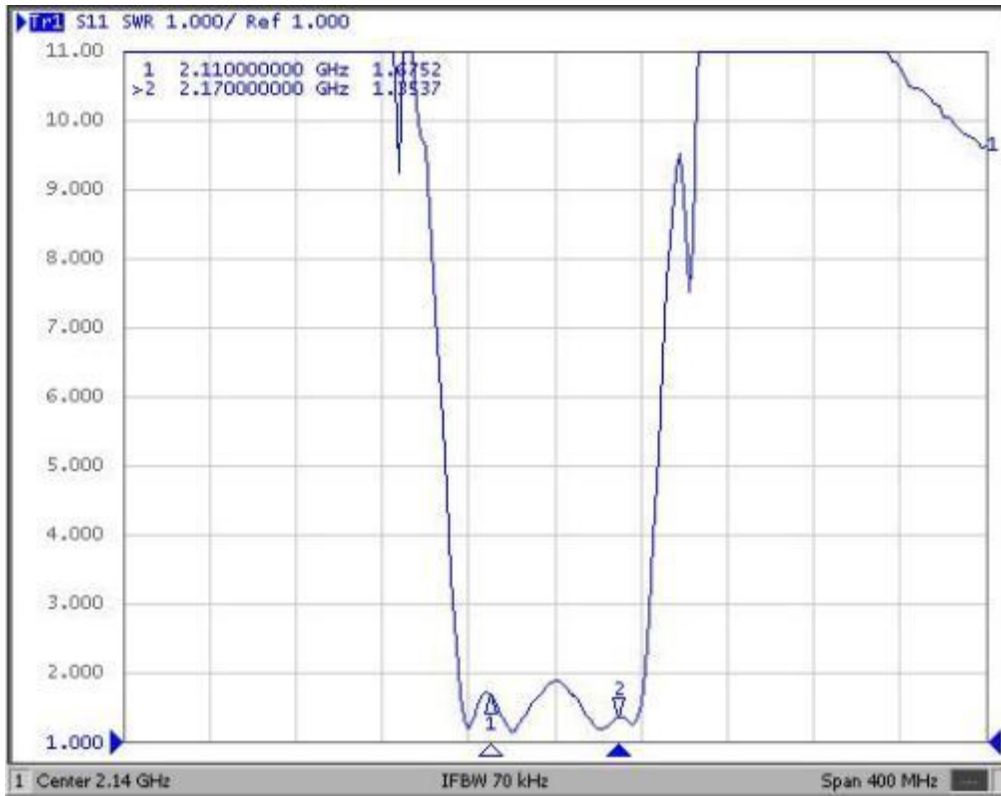
Month	1	2	3	4	5	6	7	8	9	10	11	12
2016/2020	n	p	q	r	s	t	u	v	w	x	y	z
2017/2021	A	B	C	D	E	F	G	H	J	K	L	M
2018/2022	N	P	Q	R	S	T	U	V	W	X	Y	Z
2019/2023	a	b	c	d	e	f	g	h	i	j	k	m

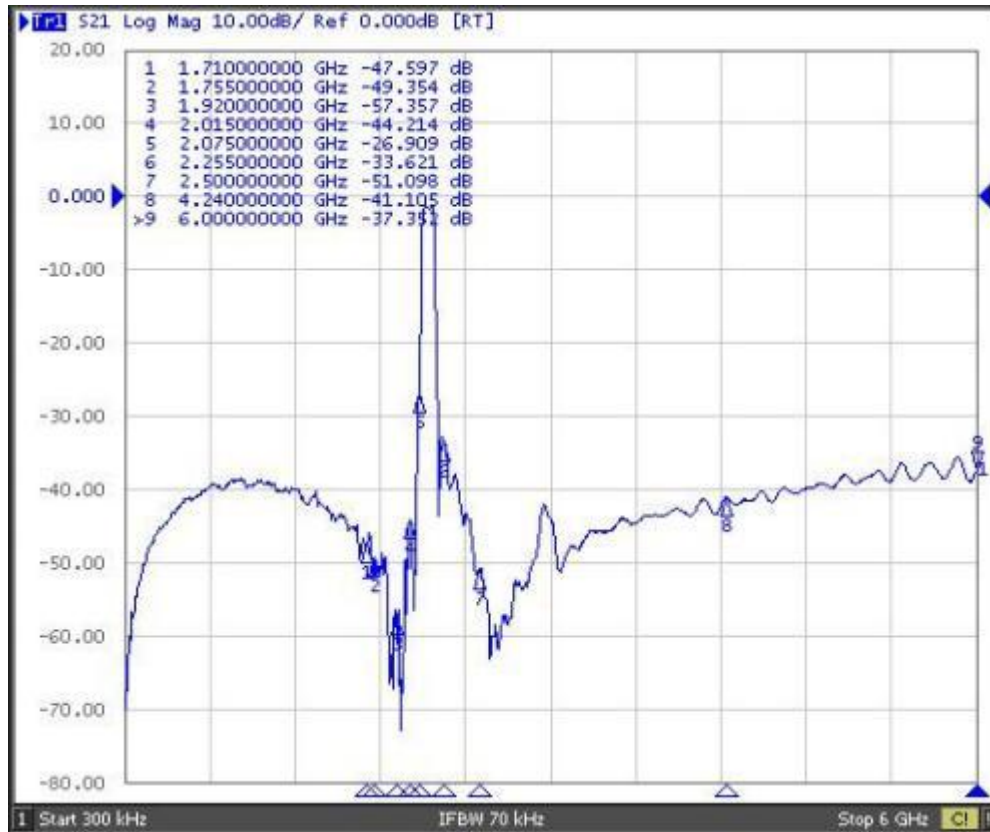
The second “*”: Date Code

Date	1st	2nd	3rd	4th	5th	6th	7th	8th	9th	10th	
Code	A	B	C	D	E	F	G	H	J	K	
Date	11th	12th	13th	14th	15th	16th	17th	18th	19th	20th	
Code	L	M	N	P	Q	R	S	T	U	V	
Date	21st	22nd	23rd	24th	25th	26th	27th	28th	19th	30th	31st
Code	W	X	Y	Z	a	b	d	e	f	g	h

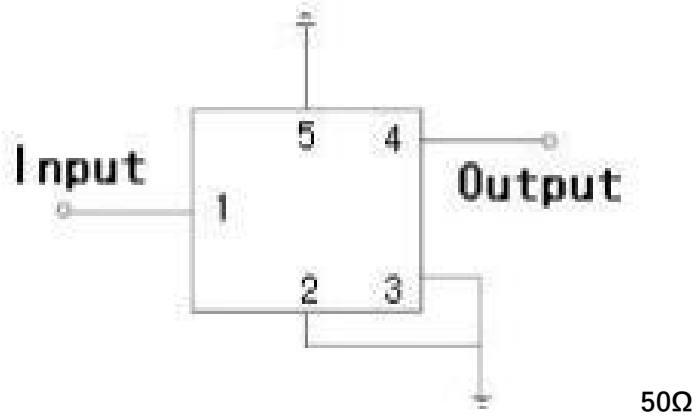
Typical Frequency Response







Test Circuit



Stability Characteristics

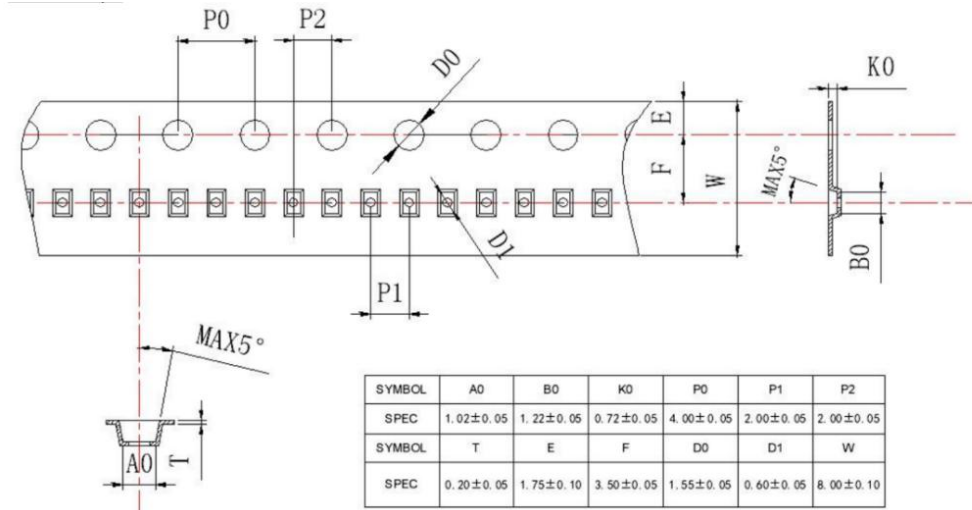
ITEM	Test Item	STD Reference	Test Conditions	per lot
	Preconditioning	JESD22-A113	1) Temperature Cycling, 5 cycles -40°C to 85°C; 2) Bake, 24 hrs @85±5°C; 3)Moisture Soak, Soak time and conditions per IPC/JEDEC J-STD-020 based on device MSL level; 4) Reflow, 3 reflow cycles; 5) Drying, Room ambient temperature.	All behind
1	Temperature Cycling	JESD22-A104	-40°C / +85°C ,5°C/min, 15min dwell, < 1 min transfer time,500cycles	3*25 pcs
2	High Temperature Storage	JESD22-A103	Temperature = 85°C, 1000 hours.	3*25 pcs
3	Temperature Humidity no bias	JEDEC Std A101-B	85°C 85%RH 240 hours	3*25 pcs
4	Human Body Mode ESD	JESD22-A114	Ta=25°C, ≥100V	3 pcs
5	Charge Device Mode ESD	JESD22-C101	Ta=25°C, ≥100V	3 pcs
6	Solderability	JESD22-B102	Wetting: 245°C, 5s.	22 pcs
7	Drop Test	JESD22-B111	1500 Gs, 0.5 millisecond duration, half-sine pulse.	20 pcs
8	Mechanical Shock	JESD-47	Shock pulse of 1500g with pulse duration of 0.5+/-0. 1msec (X ,Y & Z); 5 shocks per axis.	3*25 pcs

Remarks

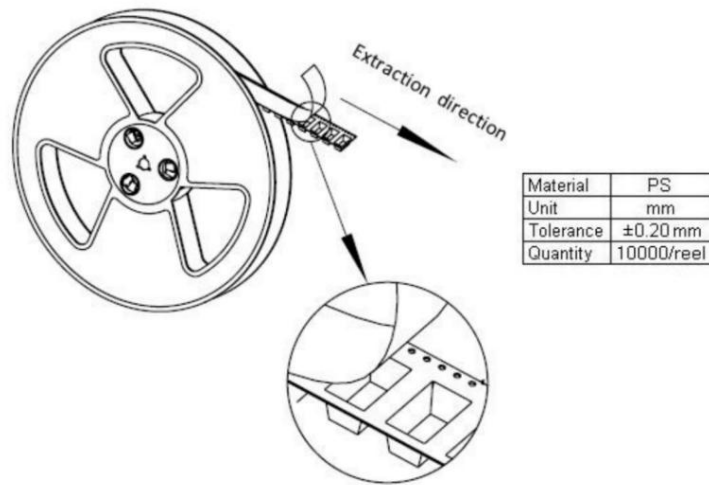
- SAW devices should not be used in any type of fluid such as water, oil, organic solvent, etc.
- Be certain not to apply voltage exceeding the rated voltage of components.
- Do not operate outside the recommended operating temperature range of components.
- Sudden change of temperature shall be avoided, deterioration of the characteristics can occur.
- Be careful of soldering temperature and duration of components when soldering.
- Do not place soldering iron on the body of components.
- Be careful not to subject the terminals or leads of components to excessive force.
- SAW devices are electrostatic sensitive. Please avoid static voltage during operation and storage.
- Ultrasonic cleaning shall be avoided. Ultrasonic vibration may cause destruction of components.

Packing Information

Carrier Tape



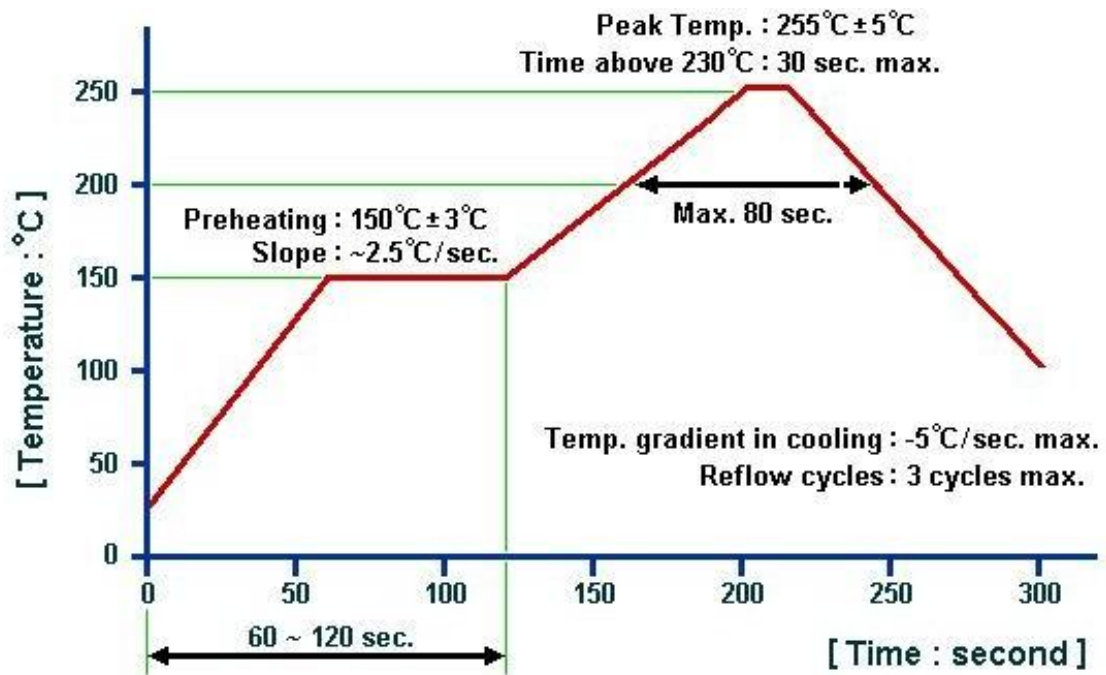
Reel Dimensions



Outer Packing

Type	Quantity	Dimension	Description	Weight
Carton Box I	100000	240×210×285mm	anti-static plastic bag & carton box 1 reel / bag 10 bags / box (100000pcs)	2.15kg
Carton Box II	300000	470×310×285mm	30 bags / box (300000pcs)	6.22kg

Recommended Soldering Profile



Remarks:

1. The specifications of this device are subject to change or obsolescence without notice.
2. Typically, equipment utilizing this device requires emissions testing and government approval, which is the responsibility of the equipment manufacturer.
3. Our liability is only assumed for the Surface Acoustic Wave (SAW) component(s) per se, not for applications, processes and circuits implemented within components or assemblies.
4. For questions on technology, prices and delivery, please contact our sales offices or e-mail sales@sainty-tech.com.